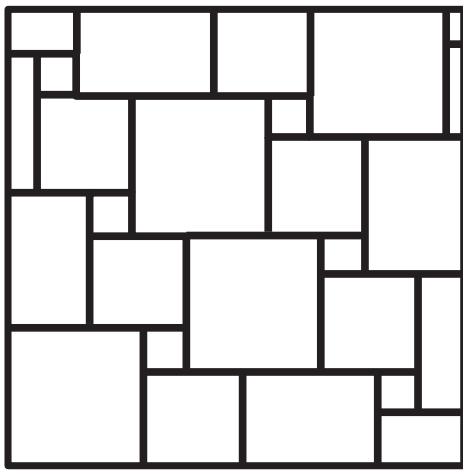



Tel: 01425 621173

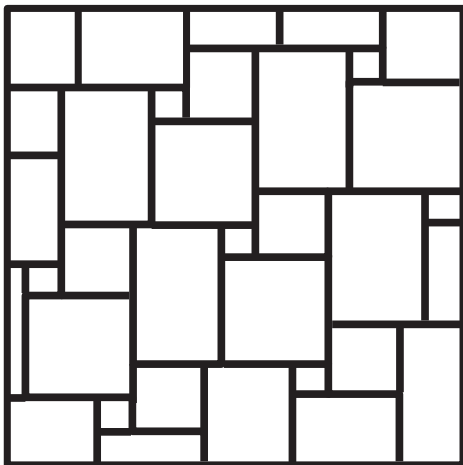
Web: www.atlasceramics.co.uk




| Format | % |
|---------|--------|
| 150x150 | 7.14% |
| 305x305 | 28.57% |
| 458x458 | 64.28% |



| Format | % |
|---------|-----|
| 150x150 | 20% |
| 305x305 | 80% |



| Format | % |
|---------|--------|
| 150x150 | 4.05% |
| 305x305 | 16.21% |
| 458x458 | 36.48% |
| 408x614 | 43.24% |



| Format | % |
|---------|--------|
| 305x305 | 26.47% |
| 408x614 | 73.53% |

Modular Floor Laying Patterns

Suitable for use with Multicolour, Quarzite & Dordogne Floor Tile Ranges

It's easy to calculate the ratios for a modular design.
Example:

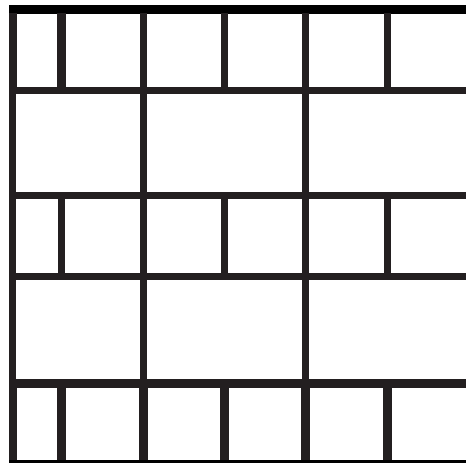
For Plan 1

If you require 10sq. metres of tiles:

150x150mm - $10 \times 7.14\% = 0.71$ metres (31 tiles)

305x305mm - $10 \times 28.57\% = 2.86$ metres (31 tiles)

458x458mm - $10 \times 64.28\% = 6.43$ metres (31 tiles)



| Format | % |
|---------|--------|
| 305x305 | 57.14% |
| 408x614 | 42.86% |